

Bus Discipline

1. Driving the school bus is a privilege, not a right. Misconduct on the bus is a safety hazard and may result in a student losing that privilege.
2. Principals and his/her designees are authorized to suspend or terminate bus privileges depending on several factors:
 - a. The severity of the infraction
 - b. The age of the child
 - c. The number of existing infractionsParents and students should check and follow local school board policies pertaining to infractions and consequences on the school bus.
3. If a child loses his/her bus riding privilege, the parents assume the responsibility for transportation to and from school.
Stay Alert Near the Roadway!
On the Bus

- Always follow the instructions of the driver.
- Talk quietly and stay seated while the bus is in motion.
- Be courteous and respectful of others.
- No loud talking or shouting.
- Do not write on or damage the seats.
- Keep arms and head inside the windows.
- Ask permission to raise or lower windows.
- Be silent at railroad or railway crossings.
- Keep books, backpacks, and other belongings out of the aisle.
- Sit only in your assigned seat.
- Do not use profanity or abusive language.
- Never throw objects inside the bus or out of the windows.
- Eating and drinking on the bus is prohibited.
- Do not leave paper or trash on the bus. Help keep the bus clean.



Loading and Unloading

- Stand in a line 10 feet from roadway while waiting on the bus.
- Do not cross the roadway until the bus driver has given you permission to do so.
- Hold onto the bus handrail to prevent a slip or fall.
- Go directly to your assigned seat and sit down.
- Move away from the bus as soon as you exit.
- Before turning right or left after exiting the bus, take five giant steps straight away from the bus.
- Always cross at least 10 feet in front of the bus, keeping eye contact with the bus driver, wait for their 'all clear signal.'
- Look to the rear of the bus for oncoming vehicles as you exit the bus.
- Do not play in the loading/unloading zones.
- Never go back to retrieve anything you may have dropped or left behind.
- Never bend down near or under the bus.
- Watch for clothing or other articles that may become caught in the bus handrail or doorway.
- Check traffic (left, right, left) before crossing the roadway to board the bus or after unloading.

ALWAYS STAY WHERE THE BUS DRIVER CAN SEE YOU, THINK BEFORE YOU MOVE!!!

For more information visit our Web site at

www.safedriveafrica.org

SDAF

SAFEDRIVE AFRICA FOUNDATION

the road safety concern

SDAF SCHOOL BUS SAFETY ADVICES FOR EVERYONE!



For more information and to support this program contact:

The Secretariat
Safedrive Africa Foundation (SDAF)






✉ P.O. Box 4508-00100, GPO-Nairobi Kenya

☎ +254 020 2516418 / +254 705 606 812

📠 +254 020 2516418

✉ Email: info@safedriveafrica.org / safedrive@live.com

🌐 Website: www.safedriveafrica.org

     @SafedriveAfrica

www.safedriveafrica.org

Responsibility of School Bus Aide/Bus Attendant School bus attendant should;

- Assist in loading and unloading of pupils.
- Ensure that pupils and equipment are properly secured to ensure safe transport. Adjust, fasten, and release restraint devices for pupils as required. Continually monitor overall safety of pupils and equipment.
- Ensure that all pupils always remain seated.
- Assist the driver during unusual traffic conditions, act as a lookout when backing the bus.
- Monitor and report pupil behavior according to established procedure.
- Assist the driver in keeping the interior of the bus clean.
- Assist the driver with the post-trip inspection to ensure no pupil is left on board the bus.
- Assist pupils with disabilities and with personal needs associated with their disabilities.
- Assist in bus evacuation drills.

School Bus Passenger Instruction

Passengers of all ages need to be taught safe driving and pedestrian behavior regardless of the frequency of school bus use. Instruction should include pedestrian practices going to and from the bus, safe behaviour while waiting for the bus, safe practices for boarding and disembarking the bus, behaviour in the bus including the use of child restraint systems and seat belts when present and emergency. Escort children crossing streets and roads to be considered.

Safety Facts

- Most student fatalities occur outside the bus during loading/unloading.
- The younger the child, the more vulnerable to outside-the-bus fatality.
- Nationally, the afternoon trip home is twice as dangerous as the morning trip to school.
- The most common cause of the outside-the-bus fatality is due to a child bending down to retrieve a dropped item outside the view of the bus driver.

For the Students

- Be at the bus stop five minutes before the scheduled arrival time of the bus.
- Use sidewalks and crosswalks when available. If sidewalks are not available, walk on the left side of the street.
- Do not run to or from the bus stop.
- Check traffic carefully before crossing the street and use crosswalks when available.
- Be alert for vehicles in driveways and parking lots.
- Line up away from the street with the first person no closer than six feet from the roadside.
- Refrain from horseplay while waiting on the bus.
- Do not move toward the bus until the driver has given you permission.

School Bus Passenger Supervision

- Adult supervision on school buses should focus on ensuring that passengers stay seated and use seat belts and occupant protection systems;
- Ensuring that passengers keep their arms and head inside the windows
- Assisting in emergency circumstances and passengers with special needs and escorting children across roadways, pick up and drop off pupils only at designated stops.

For the Driver

- Strictly enforce safe crossing procedures with all students at every stop. This includes eye contact, hand signals, student check of traffic, and prearranged horn signal for danger.
- Count and re-count children at every stop, every day.
- Assume the worst with approaching motorists.
- Resist distractions while driving, especially during loading and unloading.
- Remain alert for known danger zones on the route as well as variables such as child's age, weather, running children, and dropped items.
- Never back the bus unless necessary! Only do so when children are on the bus and proper backing procedures have been followed.
- Proper mirror adjustments are crucial. Check adjustments before every route or trip.
- Resist the temptation to rush.
- Report unsafe loading/ unloading areas or stops to your supervisor immediately.
- Be familiar with the use of all safety equipment.
- Complete a thorough pre- trip inspection and document prior to any and all trips.
- Go over rules and safety guidelines with all the children.
- Always expect the unexpected from children.
- Listen to the children.
- Always perform a thorough post-trip inspection. Be certain no students are left on your bus

Donate today to support this program in printing

